



PFI MEGA LIFE

PFI MEGA LIFE USD GLOBAL EQUITY OPPORTUNITY FUND

EQUITY UNIT LINK

Bloomberg : <https://www.bloomberg.com/quote/MILMGEF:J>

July 31, 2023

Investment Objectives

Aiming to achieve risk-controlled long-term investment growth by investing in US Dollar currency in equity securities portfolios and leading equity funds that have strong fundamentals and potential for stable net profit growth.

About PFI Mega Life

Established in 2011, PT PFI Mega Life Insurance is a newly structured joint venture life insurance company which combines the global expertise of Prudential Financial Inc with the local market network of CT Corpora. PFI Mega Life offers an array of life insurance products which cater to a wide range of customers, from large entities to individuals.

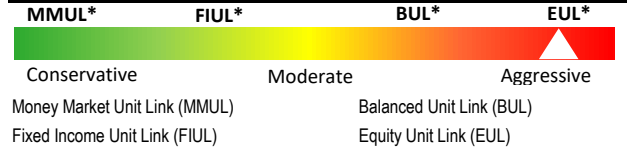
Top Holdings in Portfolio (Alphabetical Order)

No	Name	Investment Type - Sector	Related Party
1	PGIM Jennison U.S. Growth Fund	Equity Mutual Fund	No

Investment Policy

Stocks / Equity Mutual Funds	80% - 100%
Money Market	0% - 20%

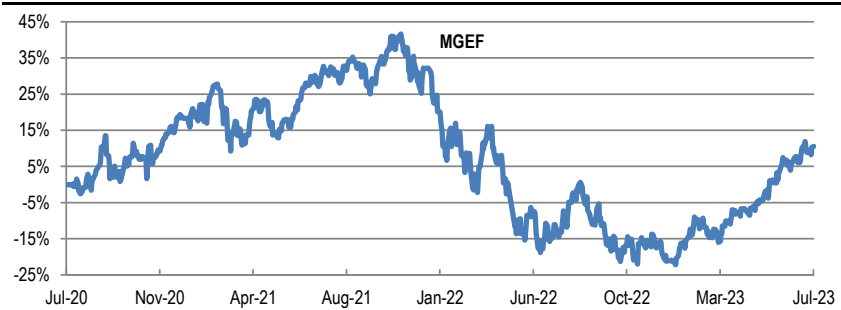
Risk Profile



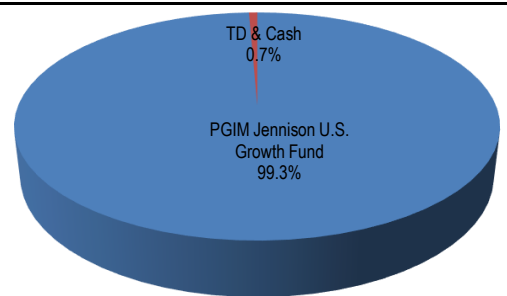
Unit Link Information

Inception Date	July 6, 2020
Investment Manager	PFI Mega Life Insurance
Assets Under Management	16,298,590
Total Unit Issued	14,736,881
Custodian Bank	CIMB Niaga
NAV/Unit as of July 6, 2020	1.0000
NAV/Unit as of July 31, 2023	1.1060
Valuation Period	Daily
Currency	USD
Management Fee Max.	2.75% p.a.
Custodian Fee Max.	0.25% p.a.

Since Inception Performance



Asset Allocation



Investment Risks

- Risk of deteriorating economic and political conditions. - Risk of dissolution and liquidation. - Risk of decrease in investment value. - Risk of liquidity.

Unit Link Monthly Performance For The Last 12 Months

Period	Aug-22	Sep-22	Oct-22	Nov-22	Dec-22	Jan-23	Feb-23	Mar-23	Apr-23	May-23	Jun-23	Jul-23
Return	-5.28%	-9.48%	4.01%	1.70%	-8.60%	10.71%	-1.63%	8.40%	0.39%	7.57%	5.01%	4.79%

Unit Link Annual Performance For The Last 5 Years

Period	FY 2018	FY 2019	FY 2020	FY 2021	FY 2022
Return	#N/A	#N/A	#N/A	11.78%	-40.36%

Historical Performance

	1 Month	3 Months	6 Months	YTD	1 Year	3 Year	5 Year	Since Inception
PML USD Global Equity Opportunity Fund (MGEF)	4.79%	18.38%	26.72%	40.28%	16.29%	11.56%	#N/A	10.60%
Benchmark*	4.79%	13.99%	20.62%	29.68%	14.95%	35.98%	#N/A	38.51%
Alpha	0.00%	4.39%	6.10%	10.60%	1.34%	-24.42%	#N/A	-27.91%

Notes: *. 90% Russel 1000 Growth Index + 10% USD 1 Month TD Rate Average Net.

Disclaimer:

This report is prepared by PT PFI Mega Life Insurance for informational purposes only and can not be used or used as a basis for offering or selling. This report is based on the circumstances that have occurred and has been carefully prepared by PT PFI Mega Life Insurance even though PT PFI Mega Life Insurance does not guarantee the accuracy or completeness of the report. PT PFI Mega Life Insurance and its officers or employees shall not be liable for any direct or indirect losses arising from any use of this report. THE PAST PERFORMANCE DOES NOT REFLECT THE FUTURE PERFORMANCE. The prospective Investors must understand the risks of investing in Unit Link (Capital Market), therefore prospective Investors must read and understand the contents of Policy/Brochure before deciding to invest.

PT PFI MEGA LIFE INSURANCE

Head Office : GKM Green Tower Lt. 17. Jl. T.B. Simatupang Kav. 89G, Pasar Minggu, Jakarta Selatan 12520. Phone: +62 21 50812100, www.pfimegalife.co.id.

